

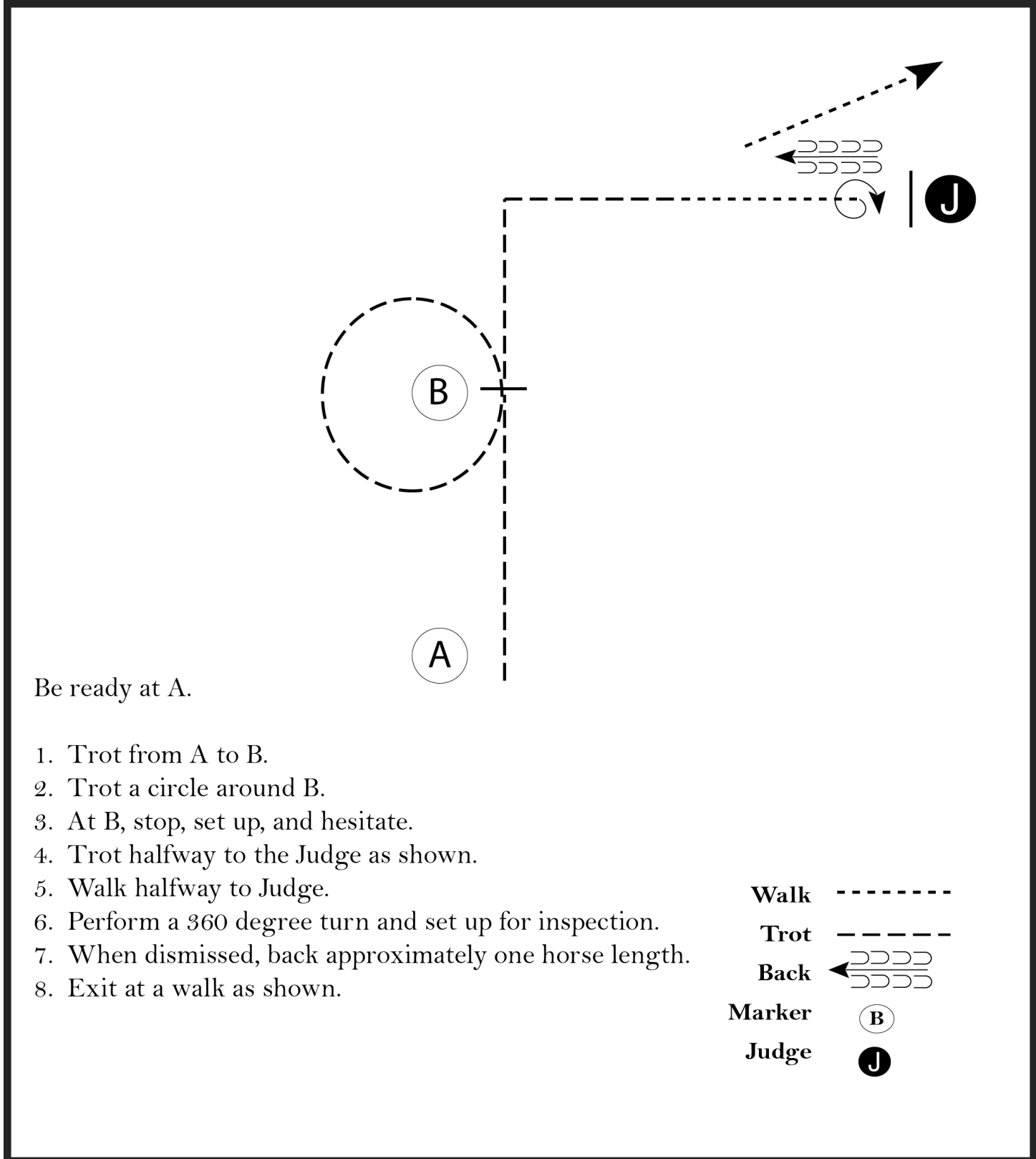
IEQHA All Novice Show

Showmanship (300/301/302/303)

Show Date: 06-21-2024

w w w . H o r s e S h o w P a t t e r n s . c o m

w w w . H o r s e S h o w P a t t e r n s . c o m



Be ready at A.

1. Trot from A to B.
2. Trot a circle around B.
3. At B, stop, set up, and hesitate.
4. Trot halfway to the Judge as shown.
5. Walk halfway to Judge.
6. Perform a 360 degree turn and set up for inspection.
7. When dismissed, back approximately one horse length.
8. Exit at a walk as shown.

- Walk -----
- Trot - - - - -
- Back ← ← ← ← ←
- Marker ○ B
- Judge ○ J

[S/2-92]

Pattern Provided by:

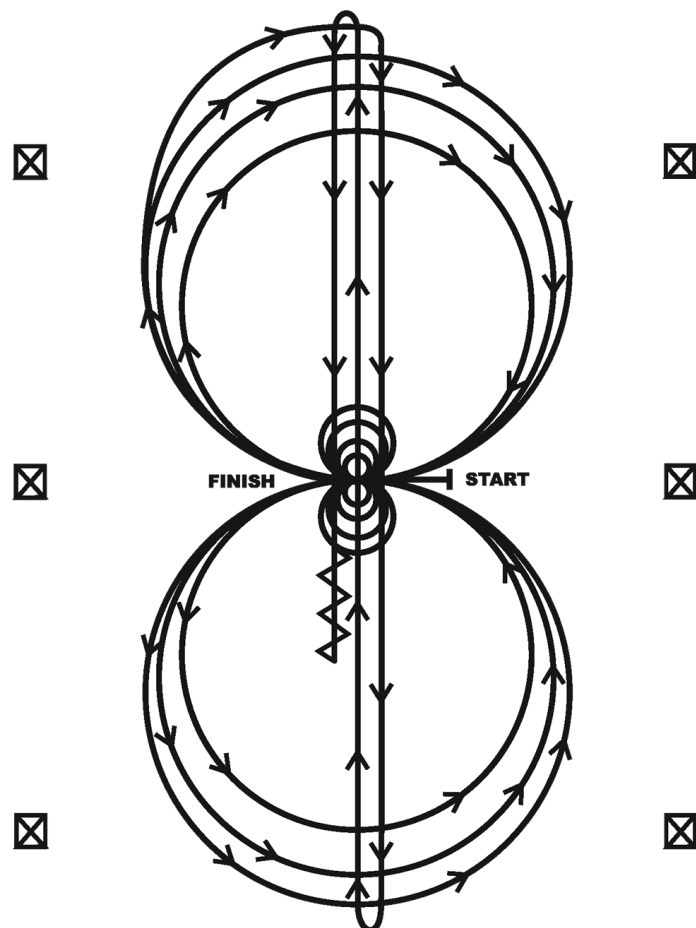
Tammie Whitt

IEQHA All Novice Show

Reining (304/305/306/307)

Show Date: 06-21-2024

REINING PATTERN 2



Horses may walk or jog to the center of arena. Horses must walk or stop prior to starting pattern. Beginning at the center of the arena facing the left wall or fence.

1. Beginning on the right lead, complete three circles to the right: the first circle small and slow; the next two circles large and fast. Change leads at the center of the arena.
2. Complete three circles to the left: the first circle small and slow; the next two circles large and fast. Change leads at the center of the arena.
3. Continue around previous circle to the right. At the top of the circle, run down the middle to the far end of the arena past the end marker and do a right rollback—no hesitation.
4. Run up the middle to the opposite end of the arena past the end marker and do a left rollback—no hesitation.
5. Run past the center marker and do a sliding stop. Back up to the center of the arena or at least ten feet (three meters). Hesitate.
6. Complete four spins to the right. Hesitate.
7. Complete four spins to the left. Hesitate to demonstrate the completion of the pattern.

[R/AQHAP-2]

Pattern Provided by:

Tammie Whitt

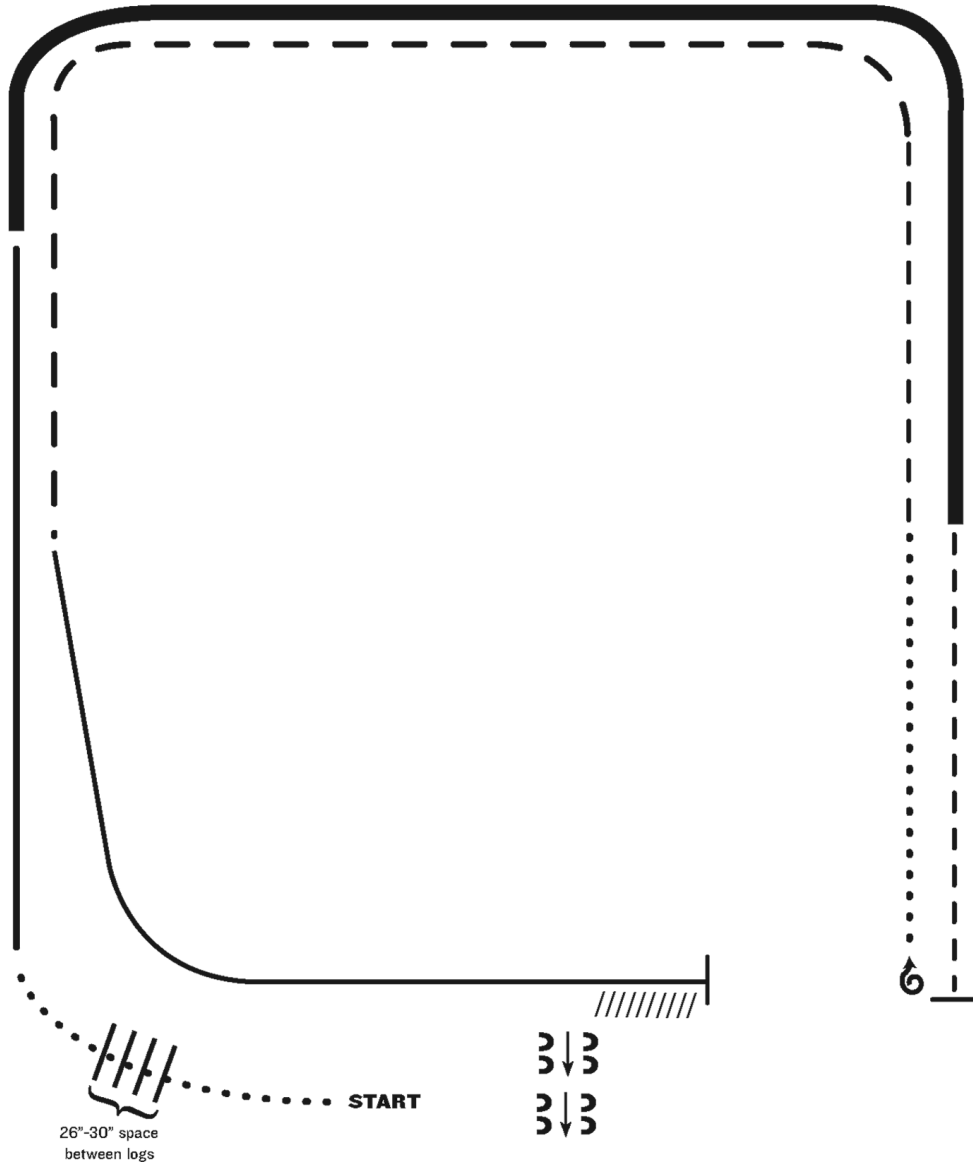
IEQHA All Novice Show

Ranch Riding (308/309/310/311)

Show Date: 06-21-2024

w w w . H o r s e S h o w P a t t e r n s . c o m

w w w . H o r s e S h o w P a t t e r n s . c o m



1. Walk
2. Walk over logs
3. Lope right lead
4. Extended lope (right lead)
5. Trot
6. Stop, 1 1/2 turns right
7. Walk
8. Trot
9. Extended trot
10. Lope left lead
11. Stop and Back
12. Side pass right

Note: The drawn description of this pattern is only intended for the general depiction of the pattern. Exhibitors should utilize the arena space to best exhibit their horses.

[RR/AQHA-6]

Pattern Provided by:

Tammie Whitt

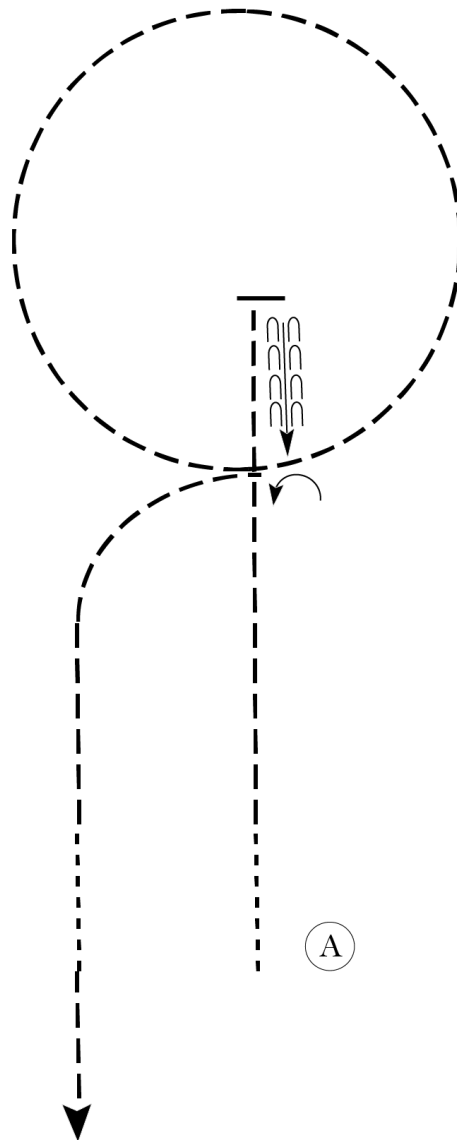
IEQHA All Novice Show

Hunt Seat Equitation W/T (318/321)

Show Date: 06-21-2024

w w w . H o r s e S h o w P a t t e r n s . c o m

w w w . H o r s e S h o w P a t t e r n s . c o m



Be ready at A.

1. Walk two horse lengths then posting trot on the left diagonal past the center of the arena.
2. Stop and back approximately two horse lengths.
3. Perform a 90 degree turn on the forehand to the left.
4. Trot a circle on the left diagonal.
5. Change diagonals then posting trot on the right diagonal then walk two horse lengths. Pattern is complete, exit at a sitting trot.

Walk
Trot	-----
Extended Trot	- - - - -
Canter	—————
Leg Yield	
Lead Change	↘ ↙
Back	← ← ← ← ←
Marker	(B)
Sidepass	← - - - - →
Hand Gallop	—————

[HSE/WT-82]

Pattern Provided by:

Tammie Whitt

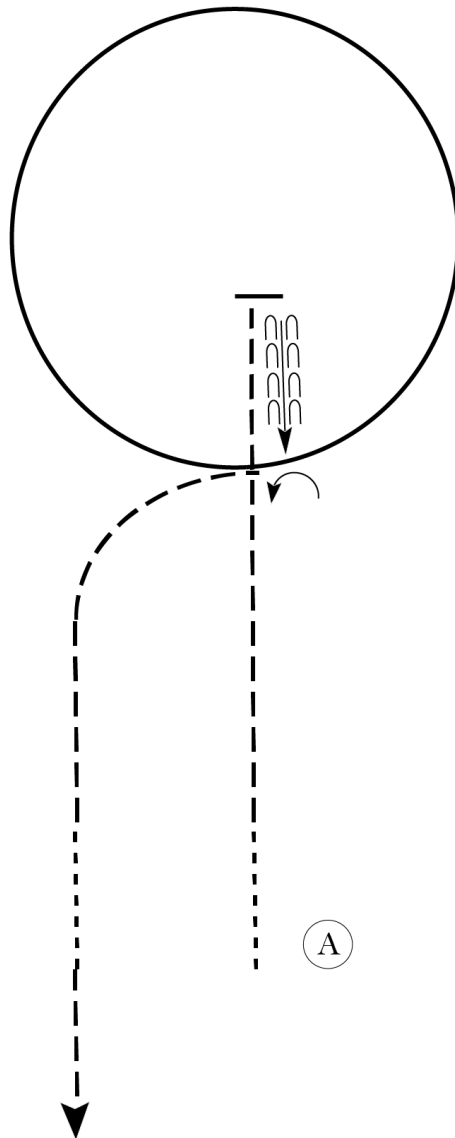
IEQHA All Novice Show

Hunt Seat Equitation (319/320/322/323)

Show Date: 06-21-2024

w w w . H o r s e S h o w P a t t e r n s . c o m

w w w . H o r s e S h o w P a t t e r n s . c o m



Be ready at A.

1. Walk two horse lengths then posting trot on the left diagonal past the center of the arena.
2. Stop and back approximately two horse lengths.
3. Perform a 90 degree turn on the forehand to the left.
4. Canter a circle on the right lead.
5. Posting trot on the right diagonal then walk two horse lengths. Pattern is complete, exit at a sitting trot.

Walk	-----
Trot	- - - - -
Extended Trot	-----
Canter	=====
Leg Yield	
Lead Change	↙ ↘
Back	← ← ← ← ←
Marker	⊙ (B)
Sidepass	← - - - - →
Hand Gallop	=====

[HSE/1-82]

Pattern Provided by:
Tammie Whitt

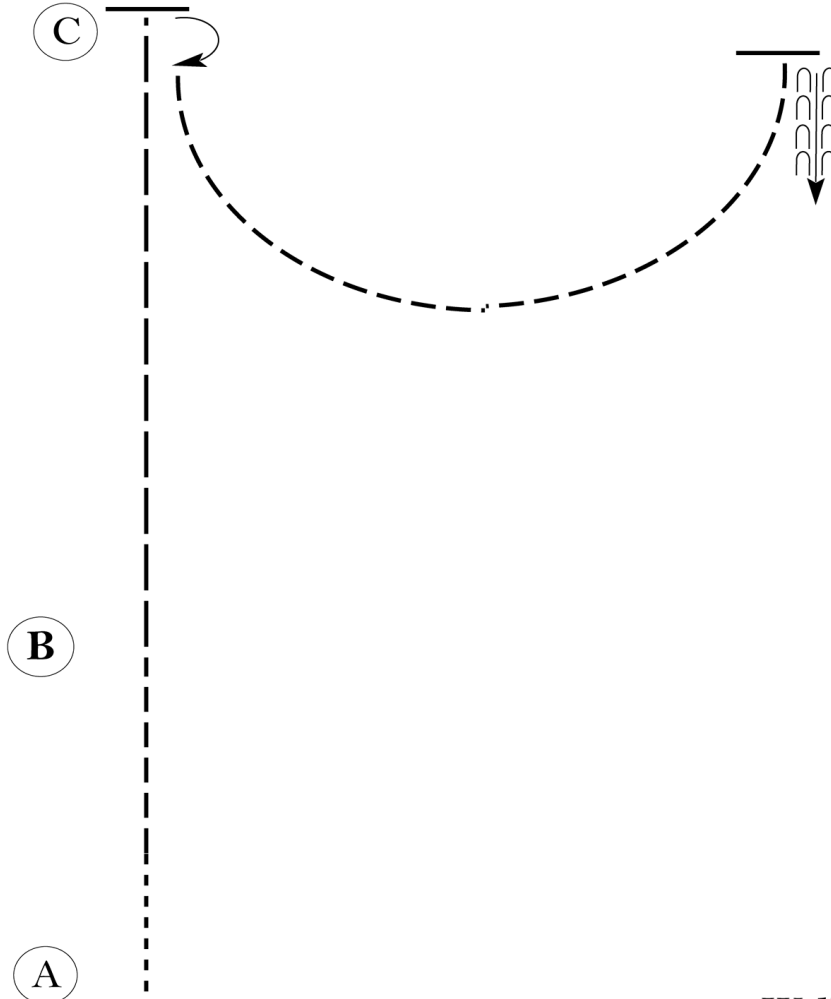
IEQHA All Novice Show

Horsemanship W/T (330/333)

Show Date: 06-21-2024

w w w . H o r s e S h o w P a t t e r n s . c o m

w w w . H o r s e S h o w P a t t e r n s . c o m



Be ready at A.

1. Walk approximately 2 horse lengths from A.
2. Jog to B.
3. Extend the jog to C.
4. Stop at C and turn 1/2 turn to the right.
5. Jog in a half circle until even with C.
6. Stop and back approximately one horse length.

Follow the instructions of your ring steward.

Walk	-----
Jog	- - - - -
Extended Jog	- - - - -
Lope	—————
Leg Yield	
Lead Change	↘
Back	← ← ←
Marker	Ⓚ
Sidepass	←-----→

[WH/WT-60]

Pattern Provided by:

Tammie Whitt

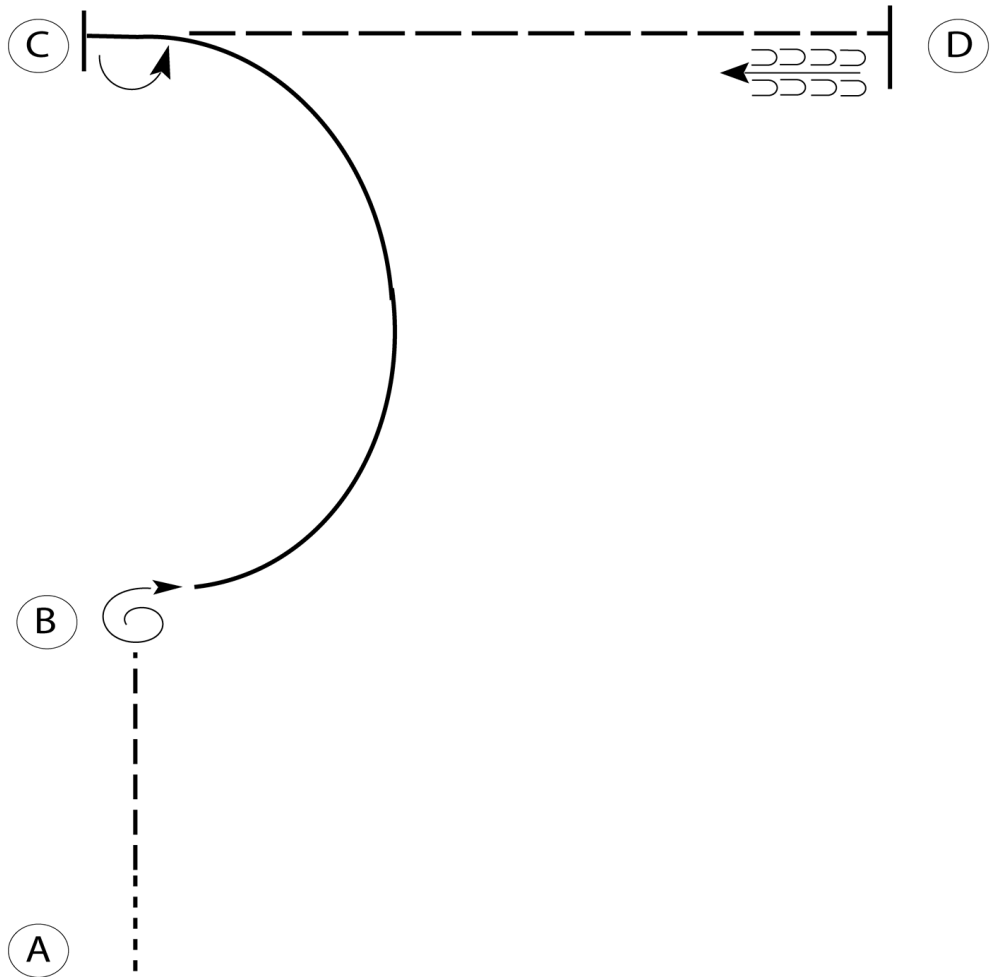
IEQHA All Novice Show

Horsemanship (331/332/334/335)

Show Date: 06-21-2024

w w w . H o r s e S h o w P a t t e r n s . c o m

w w w . H o r s e S h o w P a t t e r n s . c o m



1. Be ready at A.
2. Walk four steps from A.
3. Jog to B. At B stop and perform a 450 degree turn to the right on the hindquarters.
4. Lope a half circle on the left lead to C.
5. At C stop and perform a 180 degree turn on to the left on the hindquarters.
6. Extend the jog to D.
7. Stop at D and back four steps.

Walk	-----
Jog	-----
Extended Jog	-----
Lope	—————
Leg Yield	
Lead Change	—/—
Back	←←←←
Marker	Ⓚ
Sidepass	←-----→

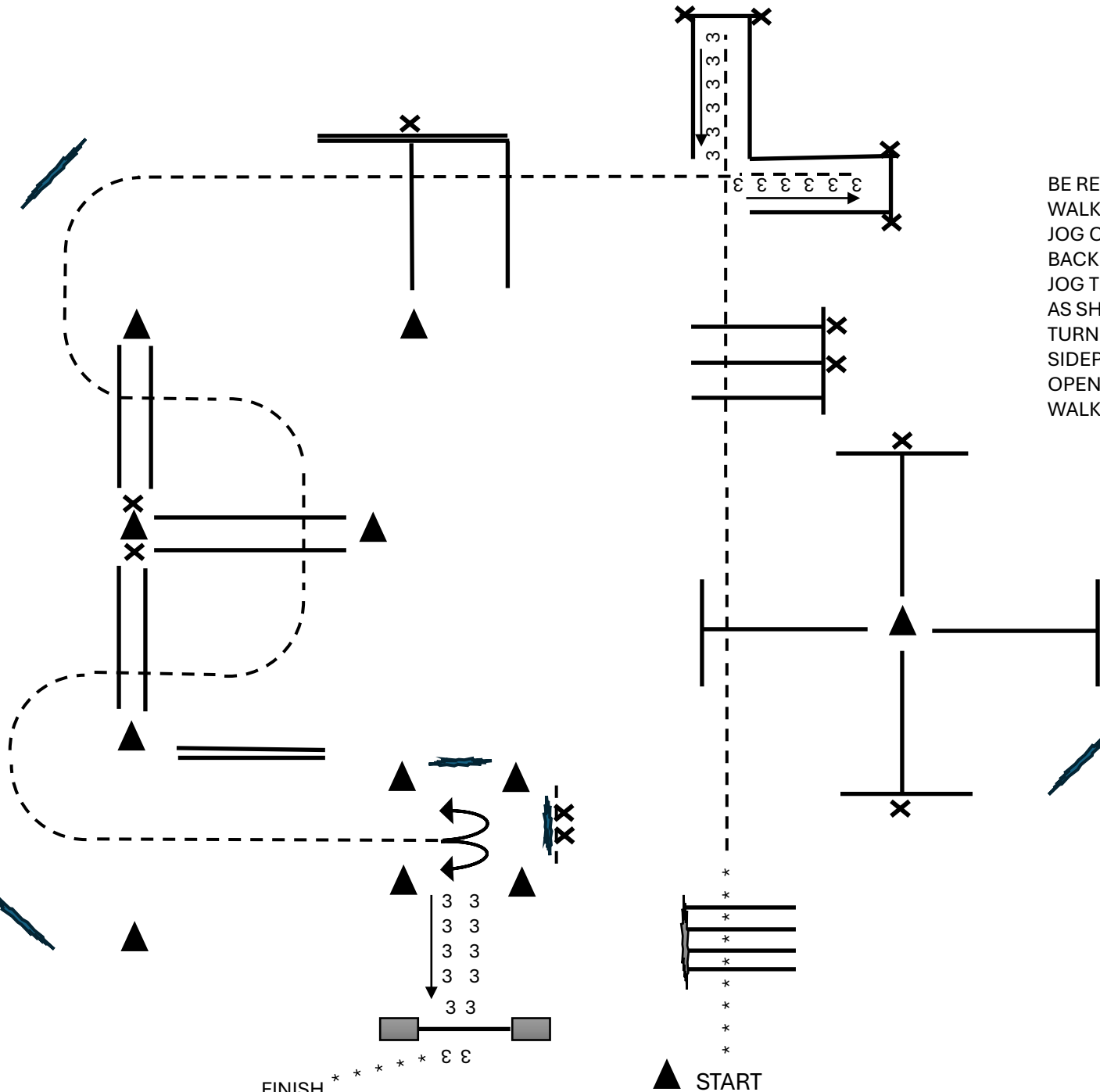
[WH/2-59]

Pattern Provided by:
Tammie Whitt

IEQHA ALL NOVICE
2024 TRAIL

CLASSES 336, 339
ALL WALK/JOG

BE READY AT CONE
WALK OVER POLES
JOG OVER POLES AND INTO CHUTE
BACK "L" CHUTE
JOG THROUGH CONES AND OVER POLES
AS SHOWN TO CONE BOX
TURN 360 DEGREES EITHER DIRECTION
SIDEPASS RIGHT TO GATE OVER POLE
OPEN GATE, WALK THROUGH, CLOSE GATE
WALK OUT



WALK	* * * * *
JOG	- - - - -
LOPE	—————
BACK	ε ε ε ε ε →
SIDE PASS	ε ε ε ε ε

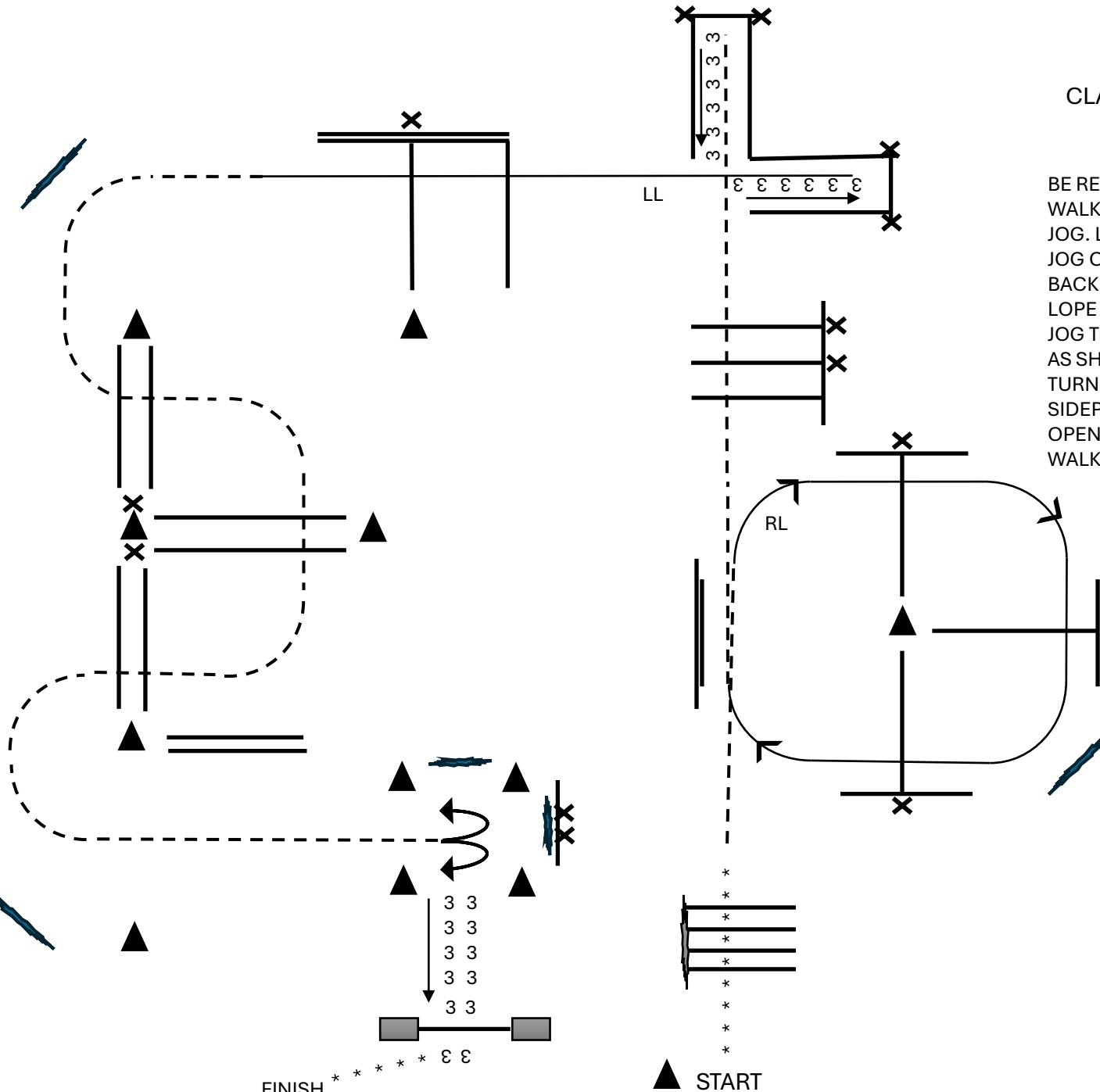
FINISH * * * * *

▲ START

IEQHA ALL NOVICE
2024 TRAIL

CLASSES 337, 338, 340, 341
ALL LOPE CLASSES

BE READY AT CONE
WALK OVER POLES
JOG. LOPE (RL) OVER POLES
JOG OVER POLES AND INTO CHUTE
BACK "L" CHUTE
LOPE (LL) OVER POLES
JOG THROUGH CONES AND OVER POLES
AS SHOWN TO CONE BOX
TURN 360 DEGREES EITHER DIRECTION
SIDEPASS RIGHT TO GATE OVER POLE
OPEN GATE, WALK THROUGH, CLOSE GATE
WALK OUT



WALK	* * * * *
JOG	- - - - -
LOPE	—————
BACK	ε ε ε ε ε
SIDE PASS	∞ ∞ ∞ ∞ ∞

FINISH

START